
Fox Chapel Area School District

Resource Planning Committee Meeting
4/21/2021

Meeting Agenda

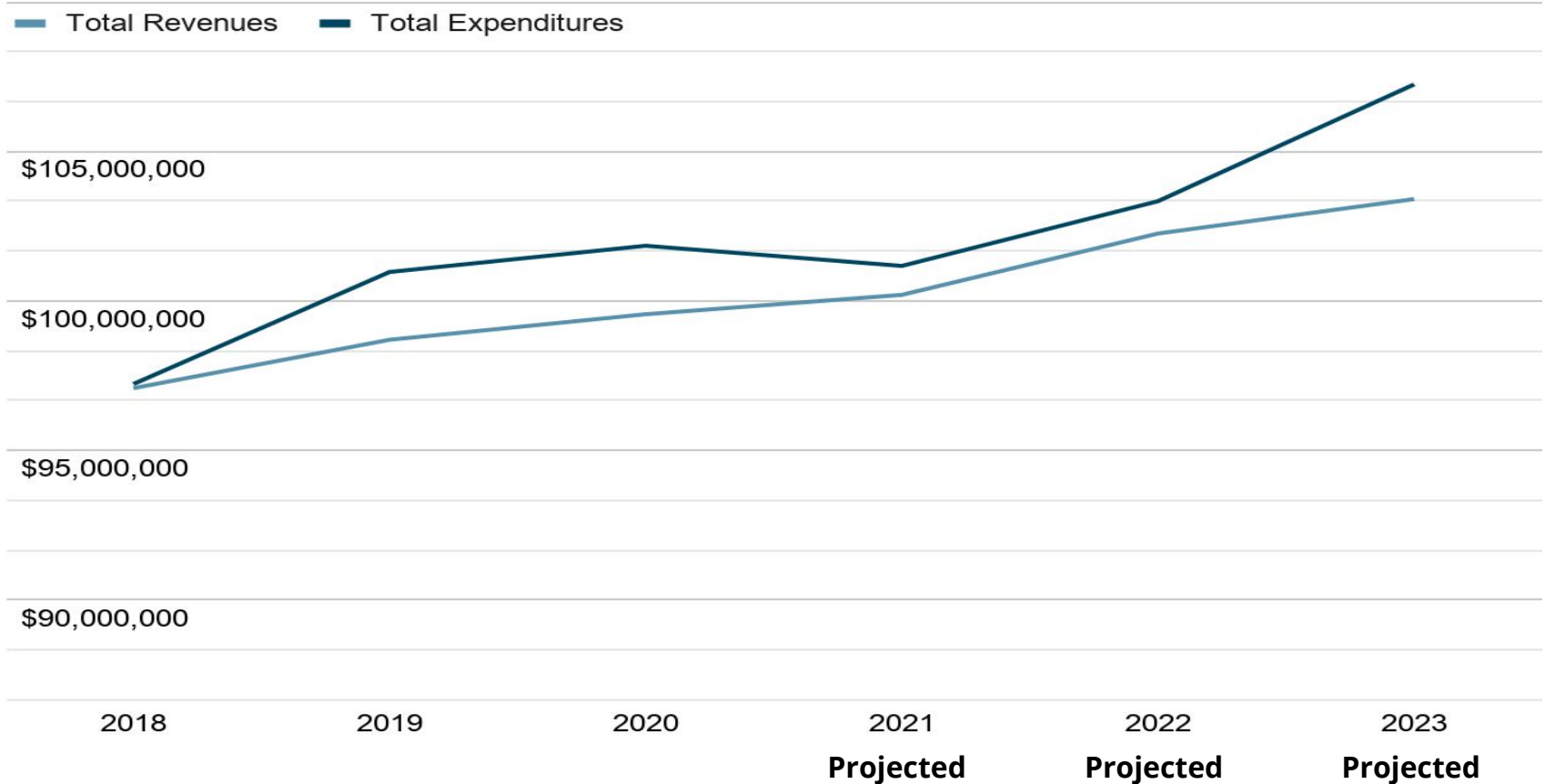
1. Welcome (Dr. Reljac)
2. 2021-2022 Preliminary Budget
 - a. Changes from previous meeting
3. RPC Recommendation
 - a. Tax Increase & Fund Balance Drawdown
4. Adjournment

2021-2022 Preliminary Budget

NOTE: These numbers are based on the current iteration of the Preliminary Budget with numbers from April 2021. THESE NUMBERS WILL CHANGE

	4.7.2021	4.22.2021	Change
Revenues			
New Revenues	\$102,262,371	\$102,253,371	<\$9,000>
Unassigned Fund Balance	<u>\$1,500,000</u>	<u>\$1,500,000</u>	\$0
Total Revenues	\$103,762,371	\$103,753,371	<\$9,000>
Expenditures			
New Expenditures	\$103,874,950	\$103,334,486	<\$540,464>
Budgetary Reserve	<u>\$1,500,000</u>	<u>\$1,500,000</u>	\$0
Total Expenditures	\$105,374,950	\$104,834,486	<\$540,464>
Net Change	<\$1,612,579>	<\$1,081,115>	\$531,464

Current Trends based on 2021-22 Preliminary Budget



PSERS Costs & Fund Balance

2021-22 Employer Contribution: 34.94%

Total Cost: \$16,789,962

Increase from Prior Year: \$949,303

Net Increase (Total increase less state reimbursement): \$475,652

Millage required to cover 21-22 PSERS net increase: 0.7%

Average Annual Increase (10 years): total = \$1.3 million/year, net = \$682 thousand

Planned drawdowns from fund balance would be used to offset the millage increase needed just to cover added PSERS costs

Scenarios to Balance the Budget

Scenario 1 - No Tax Increase, Full Drawdown from Fund Balance

No Tax increase

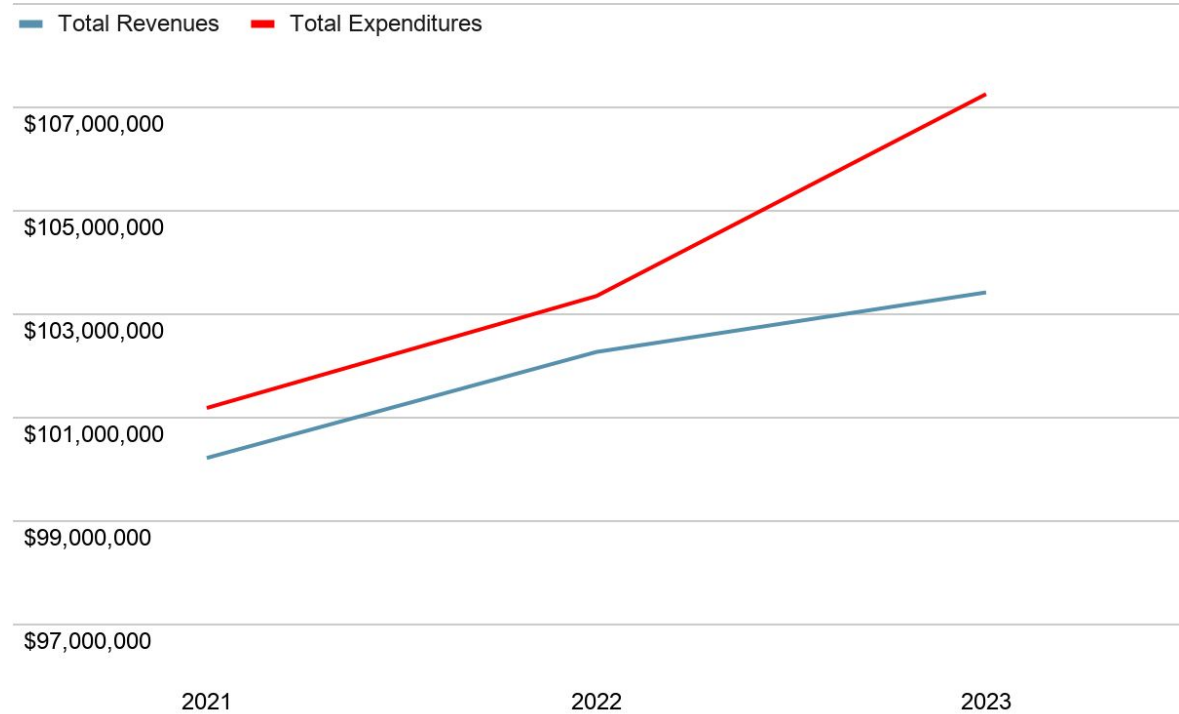
Millage rate 19.8686

96% Collection

\$66,382,135

Ending Unassigned Fund Balance

\$4,298,257



Scenario 2 - Minimum Tax Increase & Planned Fund Balance Drawdown (0.3%)

0.3% Tax increase

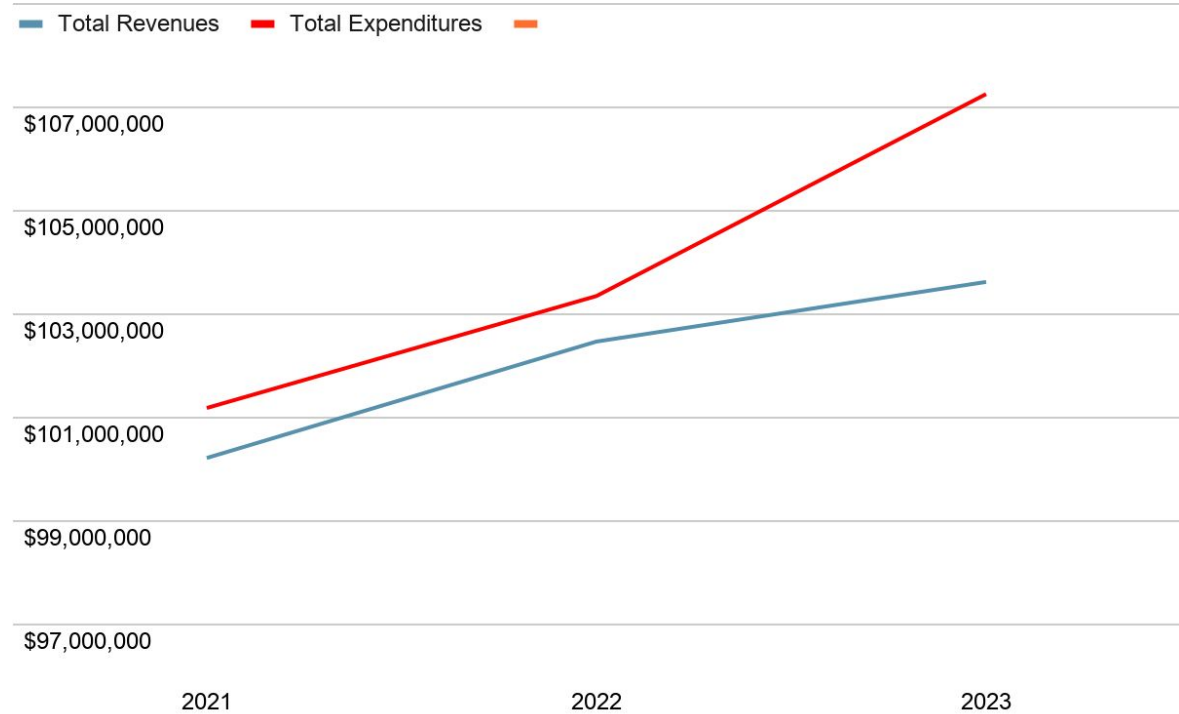
Millage rate 19.9282

96% Collection

\$67,144,791

Ending Unassigned Fund Balance

\$4,499,089



Scenario 3 - 1% Tax Increase with Reduced Planned FB Drawdown

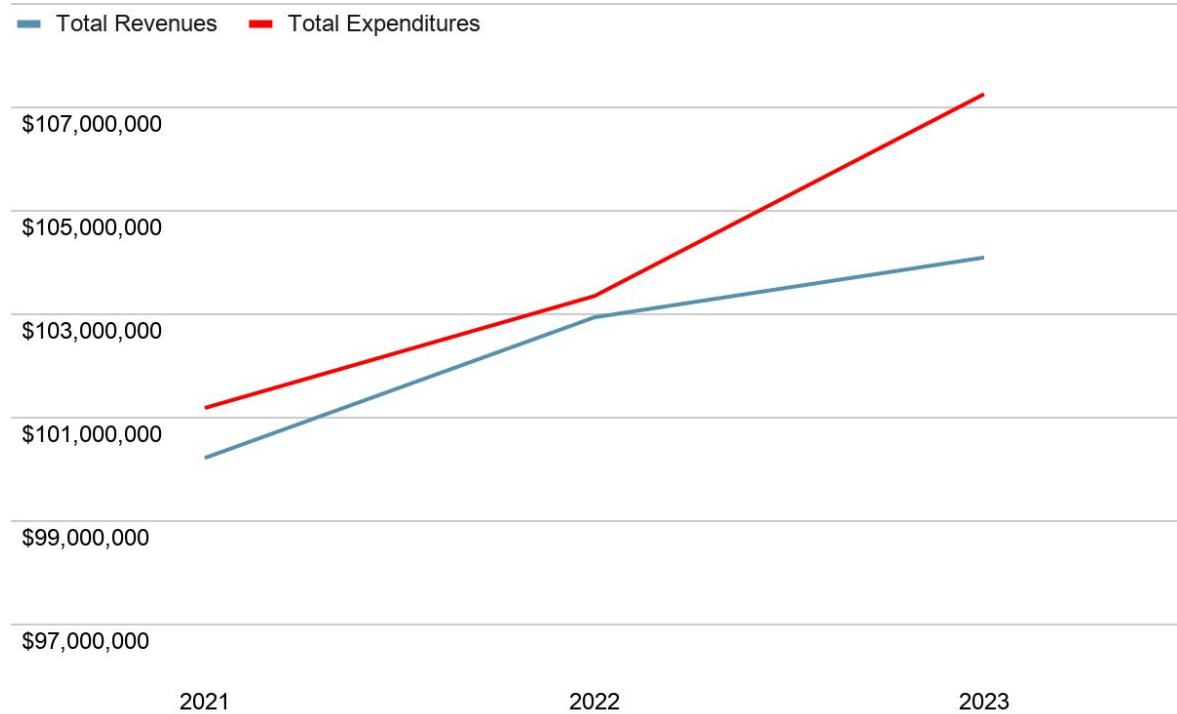
1% Tax increase

Millage rate 20.1269

96% Collection = \$67,814,231

**Ending Unassigned Fund
Balance**

\$4,493,661



Scenario 4 - 1.6% Tax Increase, minimal deficit balanced through Fund Balance

1.6% Tax increase

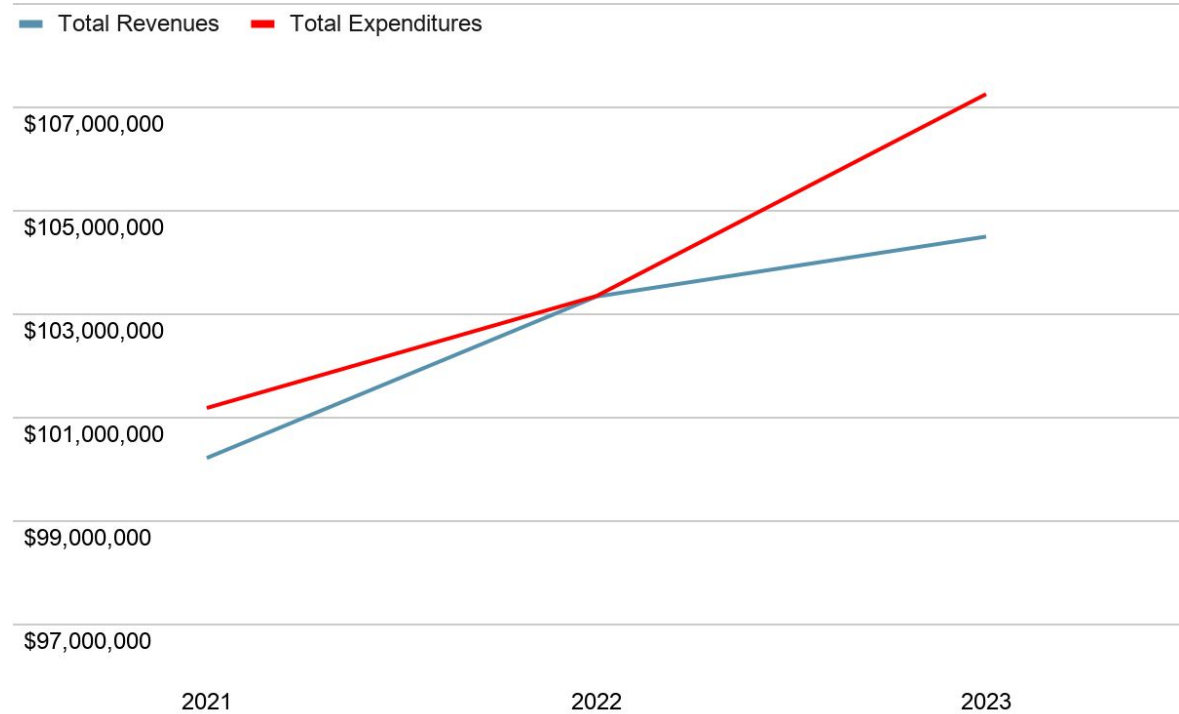
Millage rate 20.1865

96% Collection

\$68,015,063

Ending Unassigned Fund Balance

\$4,895,324



Scenario 5 - Full Index Tax Increase with Planned FB Drawdown

3% Tax increase

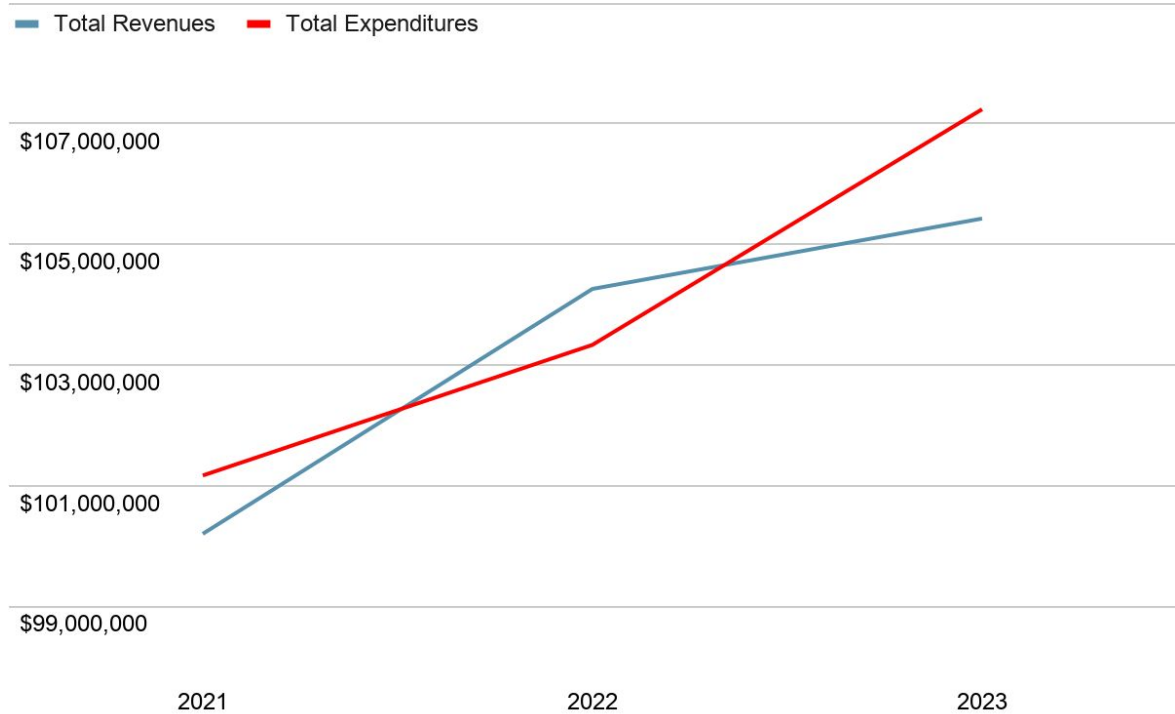
Millage rate 20.4647

96% Collection

\$68,952,278

**Ending Unassigned Fund
Balance**

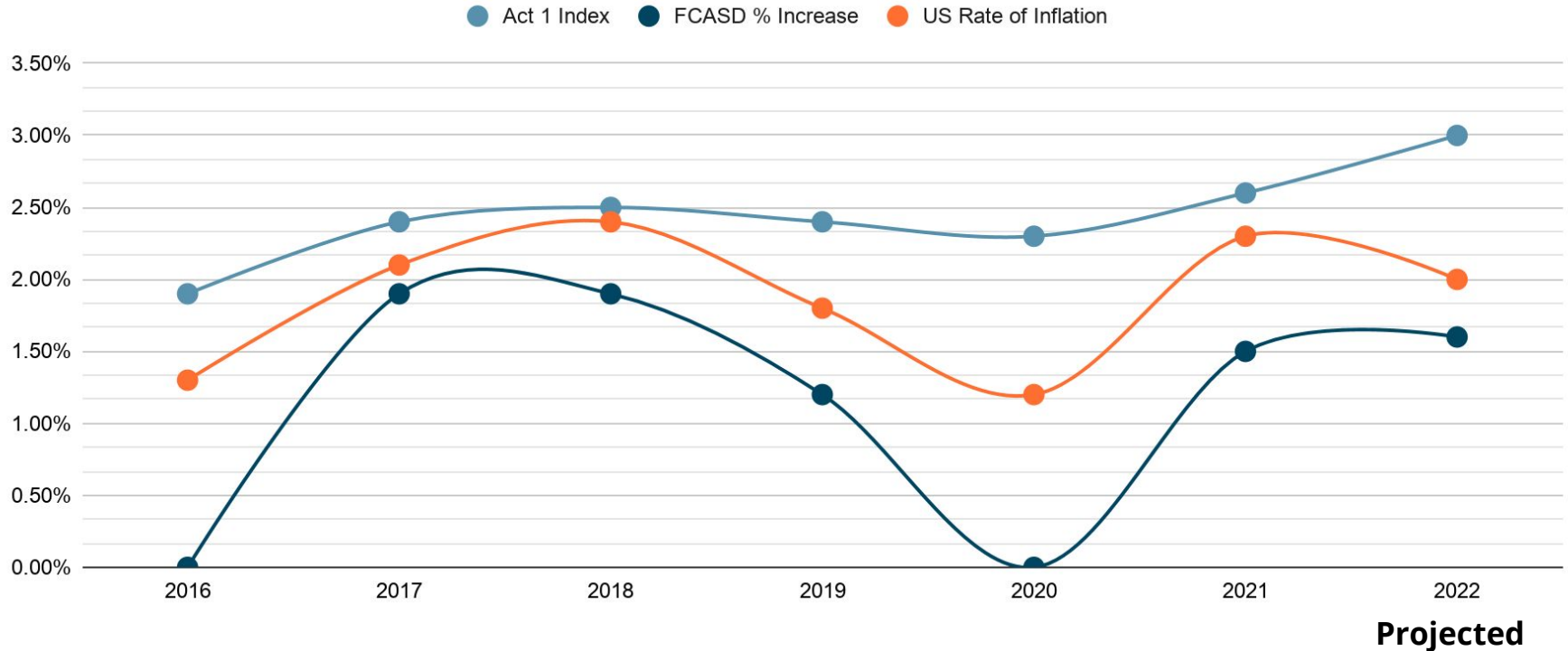
\$5,382,540



Recommendation

- 1.6% millage increase = \$1,071,103 in added revenue
 - Less than \$32/year (Less than \$3/month) for each \$100,000 in assessed value
- Total fund balance drawdown = <\$10,012>
 - Ending Unassigned Fund Balance = \$4,895,324
- Preserves assigned & committed balances for future year unknowns
 - Ending PSERS Fund Balance = \$6,805,782
 - Capital Projects Fund Balance = \$7,160,737

FCASD Historic Tax Millage Increase Compared to Rate of Inflation



FCASD Millage Rate Compared to Other Districts

Comparables/Neighboring Districts: 2020-2021

● Upper St.Clair*	26.8972
● Mt. Lebanon	24.7900
● Shaler	23.5319
● Deer Lakes	21.9530
● Allegheny Valley	20.8377
● Fox Chapel Area*	19.8686
● Pine-Richland	19.5867
● Quaker Valley	19.4711
● Hampton*	19.7100
● North Allegheny	19.1408

*increase from prior year

FCASD falls in the bottom third of school districts in Allegheny County for millage. 28 out of 43 school districts* have higher millage rates than FCASD

*these numbers do not count 2 districts that only have a portion of their district in Allegheny County

RPC Questions & RPC Recommendation

Next Steps

4/26/2021 - Budget Presentation - School Board Committee of the Whole Mtg

May 2021 - Proposed Final Budget adoption - School Board Meeting

June 2021 - Final Budget adoption - School Board Meeting